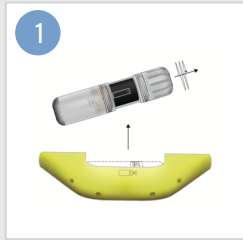


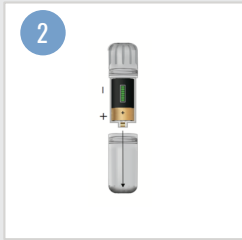
# DETERRENT PINGER FITTING INSTRUCTIONS

## Battery fitting

Alkaline C cell batteries should be used. Do not use Lithium batteries.



Remove the Pinger from the rubber carrier and unscrew the lid.



Insert the battery ensuring the polarity is correct.



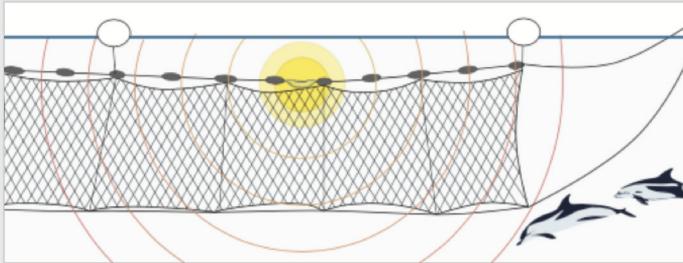
Replace the Pinger lid and tighten down fully, ensuring the O ring becomes compressed.



Insert the flashing end of the Pinger into the rubber carrier first, ensuring the correct orientation of the carrier.

## Fitting the pinger to the net

Deterrent Pingers may be threaded onto ropes joining net panels on either the head rope or foot rope. We recommend that they are fitted to the rope that is not used for hauling.



- 1 Thread the foot/head rope through the Pinger carrier
- 2 Tie a knot 25mm from each end of the Pinger to prevent the carrier from moving along the rope.

If nets are under extreme tension (for example if the Pingers are fitted to the hauling rope) a cable tie may be used around the Pinger (but under the rope) for added security.

## Battery checking

Checking the battery is quick and easy: look at the end of the carrier with the LED viewing hole and observe the number of flashes.

LED Flashes	Battery Check
	100%
	70%
	30%
	Replace Battery!



+44 (0) 1803 849 311  
info@fishtekmarine.com  
www.fishtekmarine.com

Fishtek Marine, Unit 1, Webbers Way  
Dartington, Totnes, Devon, TQ9 6JY

# TECHNICAL SPECIFICATIONS

Dimensions	185mm x 52mm x 42mm
Weight (no battery)	158 grams
Weight (with battery)	229 grams
In-water weight	37 grams
Depth rating	800m
Attachment	Dual point for attachment directly to net ropes
Battery Type	Alkaline C cell (LR14)
Battery level indicator	Advanced LED indicator
Immersion Switch	Advanced, automatic capacitive switch
Drive Circuit & sound Production	Efficient drive circuit and sound producing transducer
External carrier	Durable, TPE co-polymer rubber
Inner housing	Tough, injection moulded polycarbonate

## Deterrent pinger model variations

PORPOISE AND DOLPHIN (50-120 KHZ)



For use globally except the United States



Transmits outside the audible range of seals.  
If you don't want to attract seals to your net then select this model

Pinger spacing	Every 200m
Sound level	Greater than 145dB at 1m
Frequency	50kHz - 120kHz

PORPOISE AND DOLPHIN (10 KHZ)



For use globally

Pinger spacing	Every 100m
Sound level	Greater than 135dB at 1m
Frequency	10kHz with harmonics

WHALE (3-4KHZ)



For use globally

Pinger spacing	Every 100m
Sound level	Greater than 135dB at 1m
Frequency	3kHz to 4kHz with harmonics